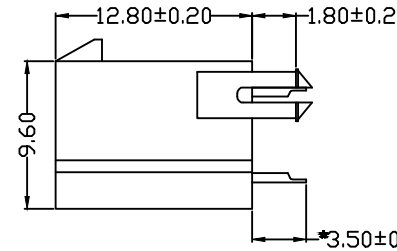
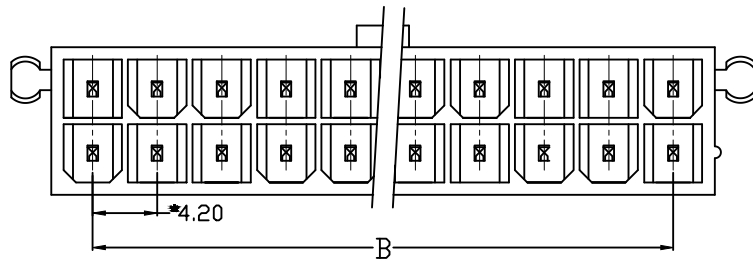


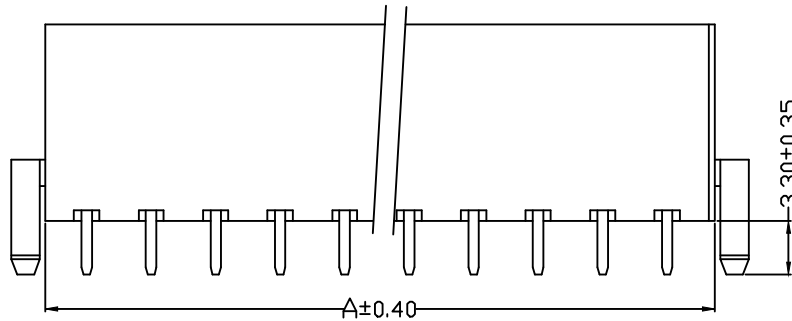
REVISION DATA

ITEM	DESCRIPTION	DATE	REMARK



Specifications :

- Voltage rating: 600V AC / DC
- Current rating: 9A AC / DC
- Withstanding voltage: 1500V AC/minute
- Temperature range: -25°C~+85°C
- Insulation resistance: ≥1000MΩ
- Contact resistance: ≤10mΩ
- After environmental testing: ≤20mΩ
- Mark "\*" indicate Dimensions Need To Controlled In Emphasis



- ① Series No.
- ② Category: W-wafer
- ③ Welding Board Angle: V-180°
- ④ Welding Way: Blank-DIP ;
- ⑤ Row No.-Pin No. 2\*XX-Double
- ⑥ Special NO. FS-The hollow needle with positioning column
- ⑦ Material: NO-PA66 94V-0 ; N2-PA66 94V-2
- ⑧ Planting Category: V:All Gold-Plated  
G:Gold-Plated Contact  
S-Silver Plating  
\*O1-1U" ; \*O2-2U" ; \*O3-3U" ; \*O5-5U" ; \*10-10U" ; \*15-15U" ; \*30-30U" ; \*50-50U" ; N-Plating Nickel 30-50U" ; SN-Bright tin plating 70-120U" ; SW-Fog Tin plating
- ⑨ Color: Blank-natural color RD-dark red

Poles	Dimensions (mm)	
	A	B
2	5.40	—
4	9.60	4.20
6	13.80	8.40
8	18.00	12.60
10	22.20	16.80
12	26.40	21.00
14	30.60	25.20
16	34.80	29.40
18	39.00	33.60
20	43.20	37.80
22	47.40	42.00
24	51.60	46.20

Ordering Information

WQS2121 - XX XX A01 B1B X

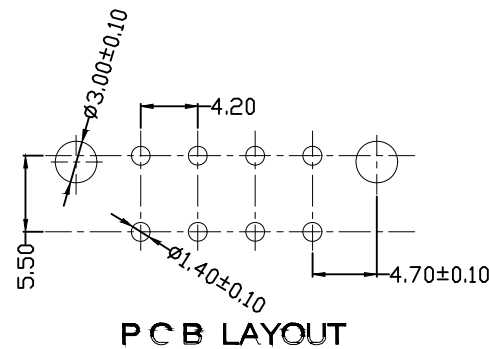
No. of Pins per Row    Contact Plating    Housing Material:    Packing:

02~24                      01=Gold Flash    A=PBT                      A=BAG

                                  04=Tin                B=PA6T                    B=TRAY

                                  Duplex Plating    C=LCP                      C=TUBE

                                  06=Gold Flash/Tin(100u")    D=PA9T                    D=TAPE REEL



J&B东莞市骏佳电子科技有限公司  
JunJia Electronics Technology Co.,Ltd

绘图(Drawn by) 杨婷婷  
审核(Checked by)  
核准(Approved by)

投影(Third angle projection)  
单位(Unit) MM  
比例(Scale) 1:1  
版本(Version) A  
日期(Date) 2014.04.12

公差 (Tolerance) 0.0 ±0.30  
0.00 ±0.20

料号 (Part No) WQS2121-XXXXA01  
图号 (Draw No) WQS2121-A01B1B  
品名 (Name) 4.2mm Crimp Style connector

页次 (Page) 1/1