

1.27*1.27mm(0.050"*0.050")PIN HEADER,DUAL ROW,STRAIGHT

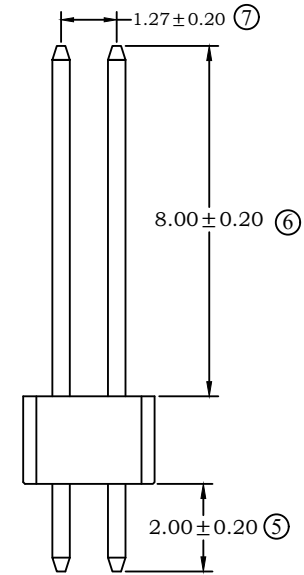
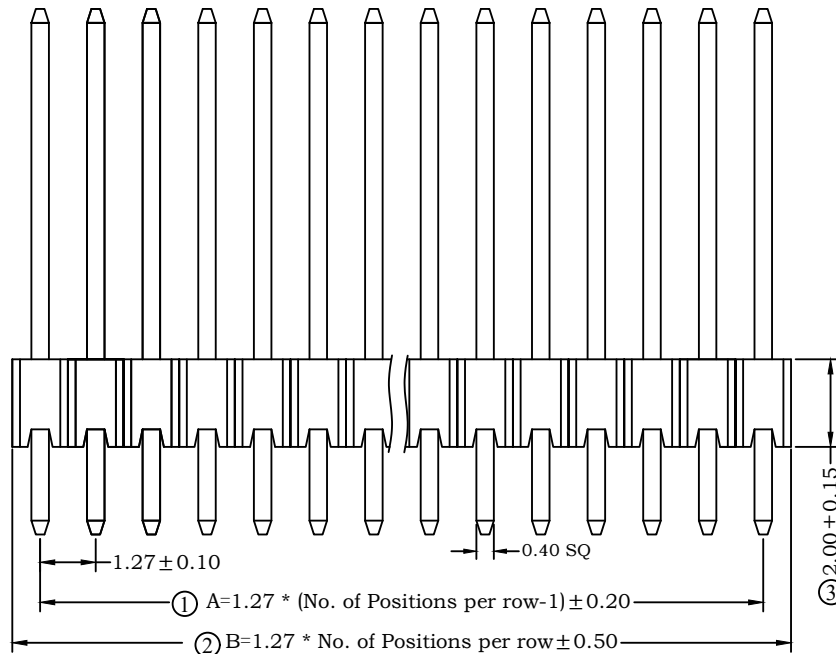
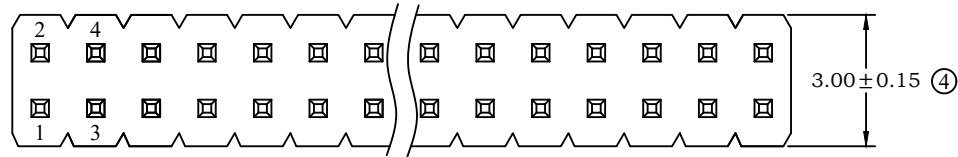
H=2.0mm

SPECIFICATIONS 规格

CURRENT RATING 电流额定值: 1AMP
 CONTACT RESISTANCE 接触电阻值: 20mΩ Max
 INSULATION RESISTANCE 绝缘电阻值: 1000MΩ Min
 DIELECTRIC WITHSTAND 耐压值: 500V AC/minute
 OPERATION TEMPERATURE 工作温度: -40℃to+105℃

CONTACT MATERIAL 端子材质: BRASS
 HOUSING MATERIAL 塑胶材质:
 STANDARD 标准物料: PA6T + 30%G.F.; UL 94V-0;BLACK
 OPTIONS 可选物料: LCP + 30%G.F.; UL 94V-0;BLACK
 PA9T + 30%G.F.; UL 94V-0;BLACK

PLATING 电镀: Au or Sn Over 30u" Ni

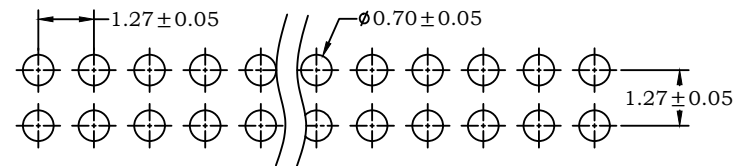


No. of PIN/ROW	Dimension Information	
	A	B
02	1.27	2.54
03	2.54	3.81
04	3.81	5.08
05	5.08	6.35
06	6.35	7.62
07	7.62	8.89
08	8.89	10.16
09	10.16	11.43
10	11.43	12.70
11	12.70	13.97
12	13.97	15.24
13	15.24	16.51
14	16.51	17.78
15	17.78	19.05
16	19.05	20.32
17	20.32	21.59
18	21.59	22.86
19	22.86	24.13
20	24.13	25.40
21	25.40	26.67
22	26.67	27.94
23	27.94	29.21
24	29.21	30.48
25	30.48	31.75
26	31.75	33.02
27	33.02	34.29
28	34.29	35.56
29	35.56	36.83
30	36.83	38.10
31	38.10	39.37
32	39.37	40.64
33	40.64	41.91
34	41.91	43.18
35	43.18	44.45
36	44.45	45.72
37	45.72	46.99
38	46.99	48.26
39	48.26	49.53
40	49.53	50.80
41	50.80	52.07
42	52.07	53.34
43	53.34	54.61
44	54.61	55.88
45	55.88	57.15
46	57.15	58.42
47	58.42	59.69
48	59.69	60.96
49	60.96	62.23
50	62.23	63.50

Ordering Information

PCS2201 - XX XX A XX B 1B X

No. of Pins per Row: 02~40
 Contact Plating: 01=Gold Flash, 04=Tin, Duplex Plating, 06=Gold Flash/Tin(100u")
 Housing Material: B=PA6T, C=LCP, D=PA9T
 Packing: A=BAG, B=TRAY, C=TUBE, D=TAPE REEL



Recommended PCB Layout

J&B东莞市骏佳电子科技有限公司 JunJia Electronics Technology Co.,Ltd	绘图(Drawn by)	刘应涛	投影(Third angle projection)		公差 (Tolerance)	料号 (Part No)	PCS2201-XXXXAXXB	页次 (Page)	
	审核(Checked by)		单位(Unit)	MM	0.0 ±0.30 0.00 ±0.20	图号 (Draw No)	PCS2201-AXXB1B	1/1	
	核准(Approved by)		比例(Scale)	1:1		品名 (Name)	1.27双排针 180度 H=2.0		
			版本(Version)	A	日期(Date)	2021.10.15			